



Utilizing the PowerSchool App for Students and Parents

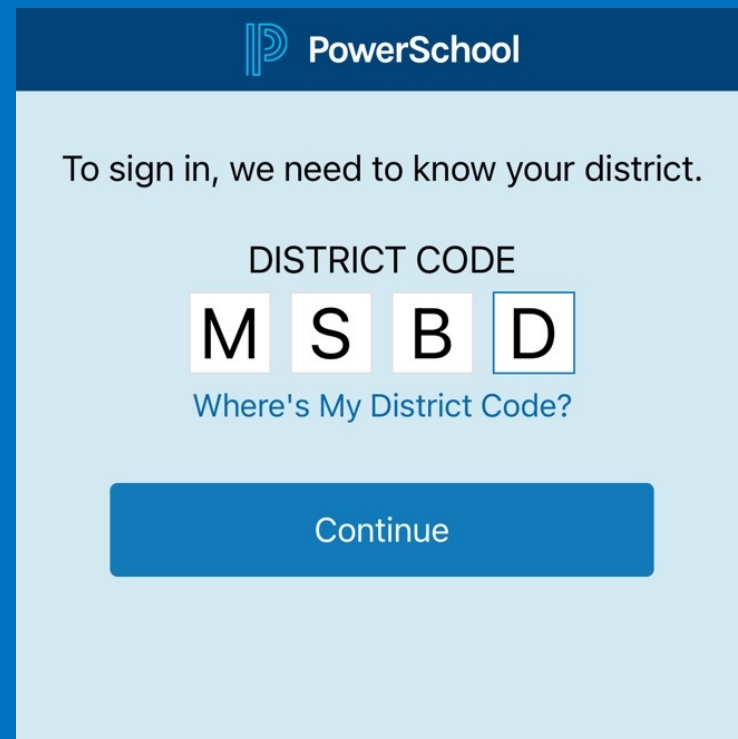
For Apple Devices

Go to the iTunes store and search for PowerSchool. Be sure to select the PowerSchool Mobile app.

For Android Devices

Go to the Google Play store and search for PowerSchool. Be sure to select the PowerSchool for Parents app.

Install the app and open it. The District Code is MSBD. You can choose to allow notifications from PowerSchool.



The image shows a screenshot of the PowerSchool mobile app's login screen. At the top, there is a dark blue header with the PowerSchool logo and the text "PowerSchool". Below the header, the text "To sign in, we need to know your district." is displayed. Underneath, the words "DISTRICT CODE" are shown above four white boxes containing the letters "M", "S", "B", and "D" in black. Below these boxes, the text "Where's My District Code?" is visible. At the bottom of the screen, there is a large blue button with the word "Continue" in white.

In order to use the PowerSchool app, you will need a username and password. Students and parents or guardians can each have their own login.

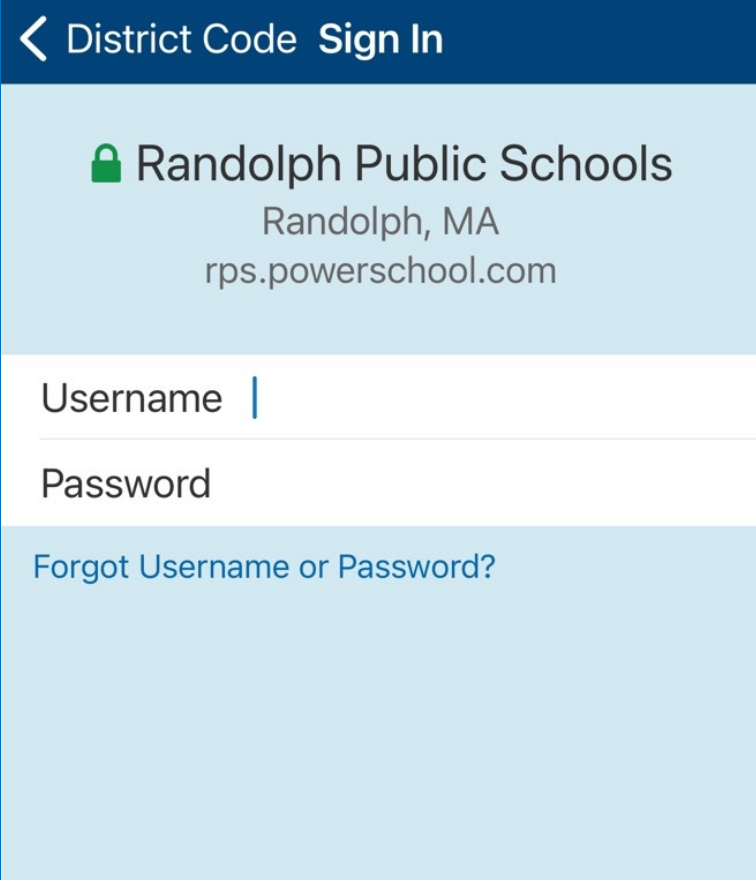
If you do not have a username and password, please e-mail techprob@randolph.k12.ma.us.

Your email address will need to match a parent or guardian address that is currently stored in PowerSchool.

If you are not sure if you have a PowerSchool parent account, you can click on **Forgot Username or Password?**

If you already have an account, you will receive an email with instructions on how to login.

If you do not receive an email, please email techprob@randolph.k12.ma.us.



The screenshot shows a mobile application interface for logging in. At the top, there is a dark blue header with a white back arrow, the text "District Code", and "Sign In". Below the header is a light blue section containing a green lock icon, the text "Randolph Public Schools", "Randolph, MA", and the website "rps.powerschool.com". Underneath is a white input field for "Username" with a vertical bar on the right. Below that is another white input field for "Password". At the bottom of the form is a light blue section with the text "Forgot Username or Password?" in a blue, clickable font.

The PowerSchool app is built for convenient access to real-time student information like grades, assignments, and attendance.

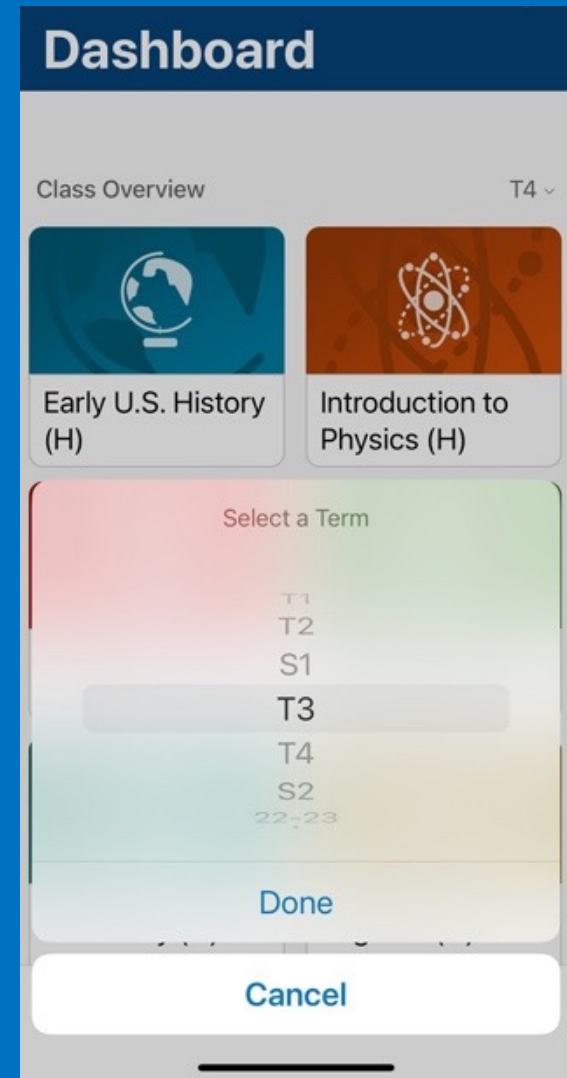
You can access class information and grades across terms and drill-down to detailed views of class assignments, grades, and attendance. This pertains primarily to high school and middle school students.

Logging into the app brings you first to the dashboard. For middle and high school students, the dashboard displays the current average for each class for the marking period in the top right corner.



You can change the marking period to get the averages for just the current term or a marking period in the past.

Just click on the term display in the top right and select the desired term.



Clicking on the class name displays detailed information for that class. You can view assignments and grades for each term of the entire year.

Geometry (H)

T1 T2 **T3** T4 Y1

Teacher
SW Shea Winans
Period: 5(A)
Room: 245

IN PROGRESS

Grade
95
95%

Absences 1

Teacher Comment "Classw...Excellent" >

Assignments Attendance

Thu Mar 30

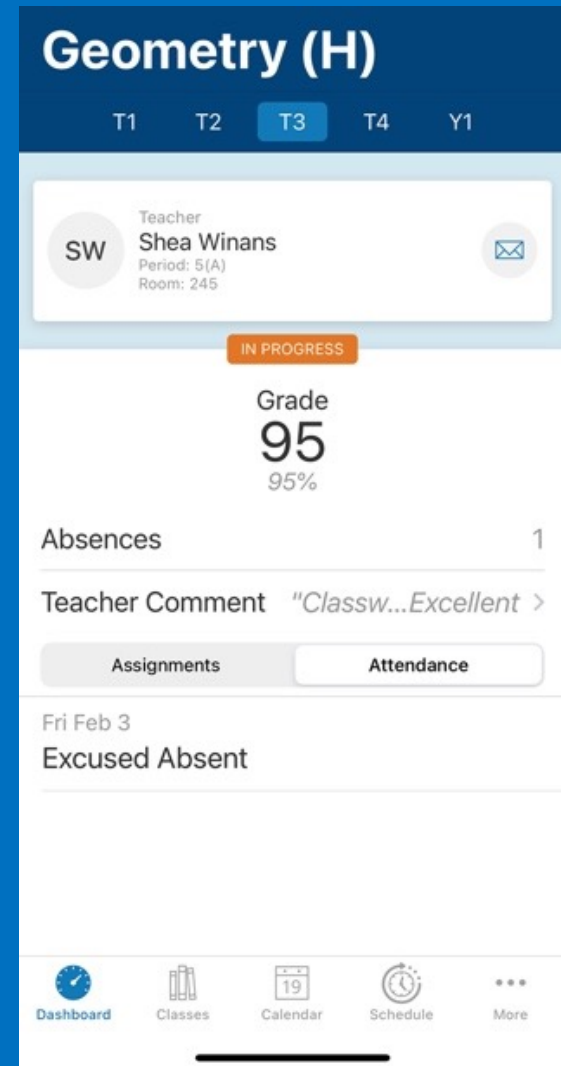
6.3 Exit Ticket 75 >
Product (H) 3 of 4

6.3 Proving Triangles Simi... 100 >
Process (H) 10 of 10

Dashboard Classes Calendar Schedule More

Clicking on the attendance button will display the student's attendance details for that class (for middle and high school students).

You can also click on the teacher's name and email the teacher directly.




Clicking on the Classes button



will bring you to an overview of the student's grades for the year. You can also click on each term to see the grade for just that term, including the current term.

Classes for Brandon Adair										
Per.	Class	Abs.	Q1	Q2	S1	Q3	Q4	S2	Y1	
1(A)	Speech Colleen Lura	2	B 84%	A 95%	A- 90%	-- 0%	-- 0%	A 96%	A- 93%	
1(B)	Current Affairs Greg Manston		A- 93%	B+ 89%	A- 91%	A- 90%	D+ 69.66%	C+ 79.83%	B 83.55%	
2(A)	Open Media Steve Accatino		A 100%	D+ 67%	B 83%					
2(A-B)	Physics Gabriel Martin					-- 0%	-- 0%	A 95%		
2(B)	Chamber Singers Gordie Berndt		A 100%	A 100%	A 100%					
3(A)	Open Study Steve Accatino					A 100%	A 100%	A 100%		

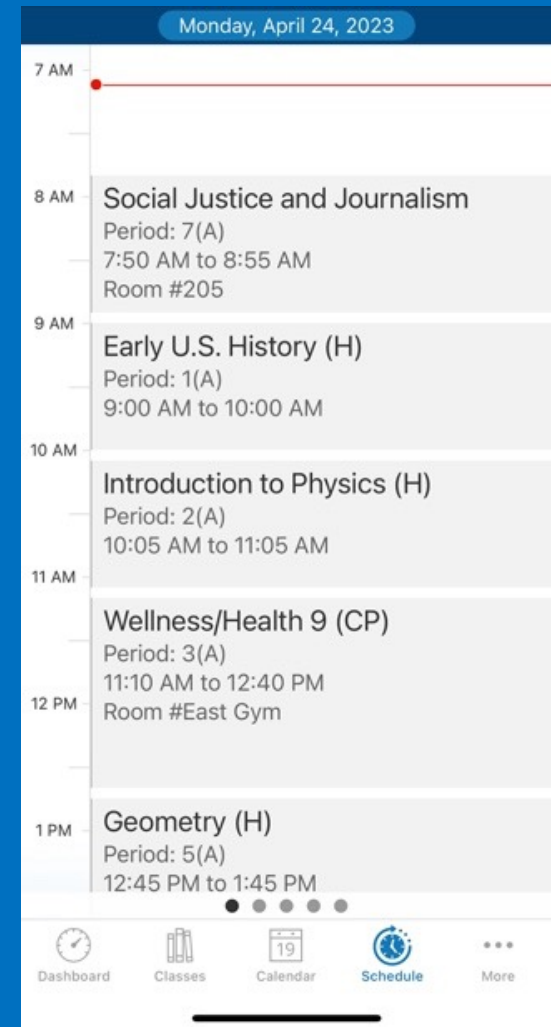
Clicking the Calendar icon



will show due dates for scheduled assignments.

April 2023						
Sun	Mon	Tue	Wed	Thu	Fri	Sat
						1
2	3 •	4 •	5	6 •	7 •	8
9	10 •	11 •	12	13 •	14 •	15
16	17	18	19	20	21	22
23	24	25	26	27	28 •	29
30						
EM Device - Daily Benchmarks >						
Introduction to Physics (H) Classwork						

You can view your student's daily schedule by clicking on the Schedule icon.



Clicking the More button will bring you to a screen with Account and School information.

In the future, we hope to utilize the Forms feature that allows parents and guardians to digitally sign documents and submit updated contact information.

